



Technical data

Ex-control stations Type 432 Type 434											
Marking accd. to 94/9/EC	Ⓜ II 2 G Ex ed ib m IIC T6 Ⓜ II 2 D Ex tD A21 IP66 T80 °C										
EC-Type Examination Certificate	PTB 00 ATEX 3117										
IECEX Certificate of Conformity	IECEX BKI 04.0003										
Marking accd. to IECEx	Ex e II T6, Ex e ib IIC T6, Ex ed IIC T6 or Ex ed ib IIC T6										
Permissible ambient temperature	-20 °C up to +40 °C -55 °C up to +55 °C (option)										
Rated voltage	690 V AC (with control switch GHG 23 up to 500 V)										
Rated current	16 A (with control switch GHG 23 max. 10 A)										
Rated making-/rated breaking capacity accd. EN 60947-5-1	<table border="0"> <tr> <td>Ex41</td> <td>Ex23</td> </tr> <tr> <td>AC-15: U_o 250 V / I_o 6 A</td> <td>AC-15: U_o 230 V / I_o 6 A</td> </tr> <tr> <td>U_o 500 V / I_o 4 A</td> <td>U_o 500 V / I_o 4 A</td> </tr> <tr> <td>DC-13: U_o 24 V / I_o 6 A</td> <td>DC-13: U_o 24 V / I_o 2 A</td> </tr> <tr> <td>U_o 220 V / I_o 1 A</td> <td>U_o 230 V / I_o 0.5 A</td> </tr> </table>	Ex41	Ex23	AC-15: U _o 250 V / I _o 6 A	AC-15: U _o 230 V / I _o 6 A	U _o 500 V / I _o 4 A	U _o 500 V / I _o 4 A	DC-13: U _o 24 V / I _o 6 A	DC-13: U _o 24 V / I _o 2 A	U _o 220 V / I _o 1 A	U _o 230 V / I _o 0.5 A
Ex41	Ex23										
AC-15: U _o 250 V / I _o 6 A	AC-15: U _o 230 V / I _o 6 A										
U _o 500 V / I _o 4 A	U _o 500 V / I _o 4 A										
DC-13: U _o 24 V / I _o 6 A	DC-13: U _o 24 V / I _o 2 A										
U _o 220 V / I _o 1 A	U _o 230 V / I _o 0.5 A										
Connecting terminals	2 x 4 mm ²										
Protection class	I										
Degree of protection accd. to EN 60529	IP66										
Cable glands/Gland plates/Enclosure drilling	2 x M25 Ex e cable glands for cables from Ø 8 - 17 mm incl. 1 blanking plug or optional 2 x M20 thread with internal brass plate										
Enclosure material	Polyamide										
Enclosure colour	black										

Type 432	
Dimensions (L x W x H)	156 x 100 x 90 mm
Weight (empty)	0.47 kg

Type 434	
Dimensions (L x W x H)	245 x 100 x 90 mm
Weight (empty)	0.70 kg

Type 434 with measuring instrument AM 72		
Movement	Moving iron	Moving coil
Marking accd. to 94/9/EC	Ⓜ II G Ex e II	Ⓜ II G Ex ib IIC
Accuracy	Class 2.5	Class 1.5
Overload range	10-fold -25 sec. 25-fold - 4 sec. 50-fold - 1 sec. indicated 1:1.5, optional 1:6, 1:10	10-fold -5 sec.
Measuring range	n / 1A 0 - 25 A direct	0 - 20 mA 4 - 20 mA
Inductance L _i	-	≤ 0.1 mH
Capacitance C _i	-	≤ 0.1 nF
Open circuit voltage max. U _i	-	30 V
Short circuit current max. I _i	-	150 mA
Connecting terminals	2 x 1.5 - 4 mm ²	
Weight	1.25 kg	

¹⁾ Base enclosure can be rotated after wards (entry from top or down)
Other versions available on request

Ex-control stations



Type 432...01



Type 432...02



Type 432...03



Type 432...05

4

Ordering details Type 432 with 2 built-in components

Content	Built-in components	Weight approx.	Order No.
	2 x pushbutton DRT 1 NO + 1 NC each	label: "0, I, START, STOP"	0.85 kg GHG 432 0011 R0001
X1—⊗—X2 	1 x signal lamp SIL 20-250 V AC/DC coloured lens cover: „white, red, green, yellow“ 1 x double pushbutton DDT 1 NO + 1 NC label: "0, I, START, STOP"	0.90 kg	GHG 432 0011 R0002
	1 x double pushbutton DDT 1 NO + 1 NC label: "0, I, START, STOP" 1 x mushroom-head pushbutton SGTE 1 NO + 1 NC "emergency stop"	0.85 kg	GHG 432 0011 R0003
1—⊠—2 	1 x measuring instrument AM45 CT connection n/1A Scale 0 –100%/150% 1 x double pushbutton DDT 2 NC + 1 NO label: "0, I, START, STOP"	0.95 kg	GHG 432 0011 R0005



Type 432...17

Type 432...05

Type 432...03

Ordering details Type 432 with 1 control switch GHG 23

Content	Built-in components	Weight approx.	Order No.
	1 x control switch GHG 23 1 change-over SW 6 "engaging-engaging" label: "HAND - AUTO" label: "0 - I"	0.70 kg 0.70 kg	GHG 432 0001 R0003 GHG 432 0001 R0004
	1 x control switch GHG 23 2 NO SW 5 "engaging-engaging-engaging" label: "HAND 0 AUTO" label: "I 0 II"	0.70 kg 0.70 kg	GHG 432 0001 R0005 GHG 432 0001 R0006
	1 x control switch GHG 23 1 NO + 1 NC SW 8 "engaging-engaging-spring return" label: "0 - I" label: "AUS-Betrieb-EIN" label: "0 IN START"	0.70 kg 0.70 kg 0.70 kg	GHG 432 0001 R0012 GHG 432 0001 R0013 GHG 432 0001 R0014
	1 x control switch GHG 23 2 C/O SW 6 "engaging-engaging" label: "I - II" label: "HAND - AUTO"	0.70 kg 0.70 kg	GHG 432 0001 R0015 GHG 432 0001 R0016
	1 x control switch GHG 23 2 NO + 1 NC SW 5 "engaging-engaging-engaging" label: "I II III"	0.86 kg	GHG 432 0001 R0017
	1 x control switch GHG 23 2 NO + 1 NC SW 8 "engaging-engaging-spring return" label: "0 - I" label: "AUS-Betrieb-EIN" label: "0 IN START"	0.86 kg 0.86 kg 0.86 kg	GHG 432 0001 R0018 GHG 432 0001 R0019 GHG 432 0001 R0020

Ex-control stations



Type 432...10



Type 432...09




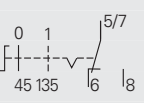

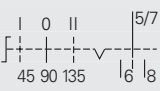

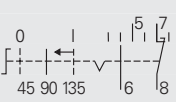
Type 432...08




Type 432...06

4

Ordering details Type 432 with 2 built-in components

Content	Built-in components	Weight approx.	Order No.
1  - 2 	1 x measuring instrument AM45 CT connection n/1A Scale 0 –100%/150% 1 x control switch GHG 23 1 change-over SW 6 "spring return-engaging" label: "0 - I"	1.35 kg	GHG 432 0011 R0006
1  - 2 	1 x measuring instrument AM45 CT connection n/1A Scale 0 –100%/150% 1 x control switch GHG 23 2 NO SW 5 "engaging-engaging-engaging" label: "I 0 II"	1.35 kg	GHG 432 0011 R0008
1  - 2 	1 x measuring instrument AM45 CT connection n/1A Scale 0 –100%/150% 1 x control switch GHG 23 1 NO + 1 NC SW 8 "engaging-engaging-spring return" label: "0 - I"	1.35 kg	GHG 432 0011 R0009



Accessories

Mounting plate for type 432

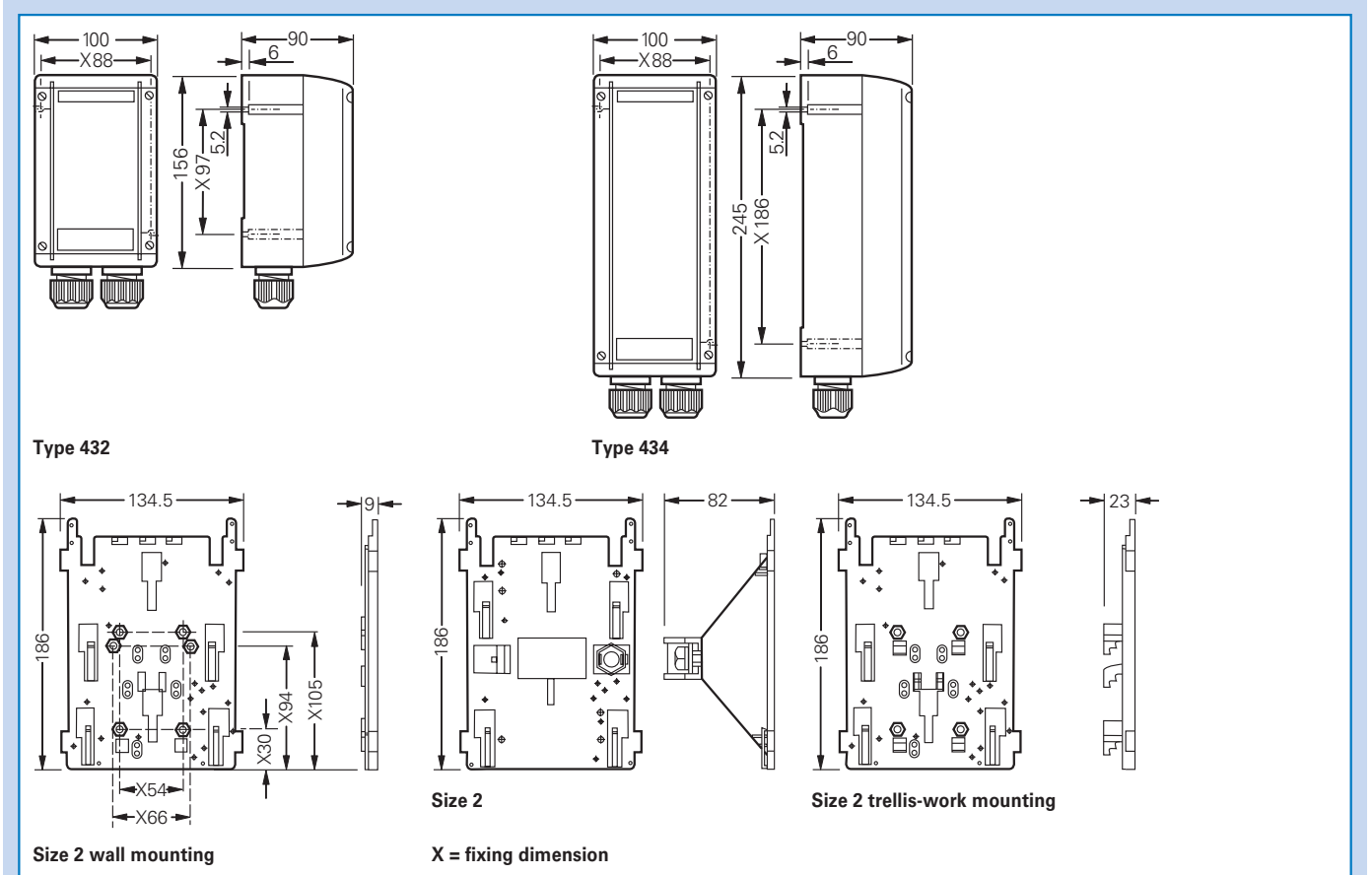
Type	Application	Fixing method	OU	Order No.
Size 2	Wall mounting	screwless mounting	1	GHG 610 1953 R0104
Size 2	Pipe clamp	screwless mounting	1	GHG 610 1953 R0105
Size 2	Trellis-work mounting	screwless mounting	1	GHG 610 1953 R0106
Size 5	Wall mounting	snap on *	1	GHG 610 1953 R0128
Size 5	Trellis-work mounting	snap on *	1	GHG 610 1953 R0128
Size 5	Pipe clamp	snap on *	1	GHG 610 1953 R0132

Mounting plate for type 434

Type	Application	Fixing method	OU	Order No.
Size 3	Wall mounting	screwless mounting	1	GHG 610 1953 R0118
Size 3	Pipe clamp	screwless mounting	1	GHG 610 1953 R0110
Size 3	Trellis-work mounting	screwless mounting	1	GHG 610 1953 R0118
Size 5	Wall mounting	snap on *	1	GHG 610 1953 R0128
Size 5	Trellis-work mounting	snap on *	1	GHG 610 1953 R0128
Size 5	Pipe clamp	snap on *	1	GHG 610 1953 R0132
Plug-in fastener for CEAG modules with 5.5 mm and 11 mm mounting size per 4 pieces			10	GHG 610 1953 R0041

* snap-on with snap-on mounting 5.5 mm

Dimension drawing



Dimensions in mm