





## Ordering details

Type	Content	Rated emergency lighting duration	Terminals	Through-wiring single-ended	Through-wiring twin-ended	Cable gland/thread	Threaded plug	Blanking plug	Order No.
<b>nLLK 08018/18 N</b>									
	nLLK 08018/18 N (2 x 18 W)	1/6-1K	3	1 x 6	x	–	2 x M25, plastic	1	<b>1 3469 218 001</b>
	nLLK 08018/18 N (2 x 18 W)	2/6-2K	3	2 x 6	–	x	2 x M25, plastic	2 x M25	<b>1 3469 218 011</b>
	nLLK 08018/18 N (2 x 18 W)	1/6-1M <sup>1)</sup>	3	1 x 6	x	–	2 x M20, metal thread	1 X M20	<b>1 3469 218 031</b>
	nLLK 08018/18 N (2 x 18 W)	2/6-2M <sup>1)</sup>	3	2 x 6	–	x	4 x M20, metal thread	2 x M20	<b>1 3469 218 131</b>
	nLLK 08018/18 N (2 x 18 W)	1/6-1K	1.5	1 x 6	x	–	2 x M25, plastic	1	<b>1 3470 218 001</b>
	nLLK 08018/18 N (2 x 18 W)	2/6-2K	1.5	2 x 6	–	x	2 x M25, plastic	2 x M25	<b>1 3470 218 011</b>
	nLLK 08018/18 N (2 x 18 W)	1/6-1M <sup>1)</sup>	1.5	1 x 6	x	–	2 x M20, metal thread	1 x M20	<b>1 3470 218 031</b>
	nLLK 08018/18 N (2 x 18 W)	2/6-2M <sup>1)</sup>	1.5	2 x 6	–	x	4 x M20, metal thread	2 x M20	<b>1 3470 218 131</b>
<b>nLLK 08036/36 N</b>									
	nLLK 08036/36 N (2 x 36 W)	1/6-1K	3	1 x 6	x	–	2 x M25, plastic	1	<b>1 3469 236 001</b>
	nLLK 08036/36 N (2 x 36 W)	2/6-2K	3	2 x 6	–	x	2 x M25, plastic	2 x M25	<b>1 3469 236 011</b>
	nLLK 08036/36 N (2 x 36 W)	1/6-1M <sup>1)</sup>	3	1 x 6	x	–	2 x M20, metal thread	1 X M20	<b>1 3469 236 031</b>
	nLLK 08036/36 N (2 x 36 W)	2/6-2M <sup>1)</sup>	3	2 x 6	–	x	4 x M20, metal thread	2 x M20	<b>1 3469 236 131</b>
	nLLK 08036/36 N (2 x 36 W)	1/6-1K	1.5	1 x 6	x	–	2 x M25, plastic	1	<b>1 3470 236 001</b>
	nLLK 08036/36 N (2 x 36 W)	2/6-2K	1.5	2 x 6	–	x	2 x M25, plastic	2 x M25	<b>1 3470 236 011</b>
	nLLK 08036/36 N (2 x 36 W)	1/6-1M <sup>1)</sup>	1.5	1 x 6	x	–	2 x M20, metal thread	1 X M20	<b>1 3470 236 031</b>
	nLLK 08036/36 N (2 x 36 W)	2/6-2M <sup>1)</sup>	1.5	2 x 6	–	x	4 x M20, metal thread	2 x M20	<b>1 3470 236 131</b>

<sup>1)</sup> with metal thread, without cable gland

Scope of delivery without lamp and fixing accessories

Metal cable glands see catalogue part 2: 2.3.12 ff

## Accessories

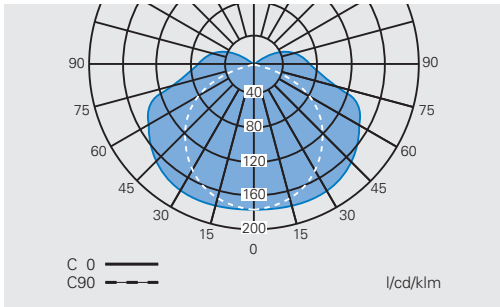
Type	Application	Order No.
Battery block 6 V, 4 Ah (internal)	for nLLK 08 N 1/6 (2 x 18 W, 1.5 h and 3 h; 2 x 36 W, 1.5 h)	<b>2 3468 236 902</b>
Battery block 6 V, 4 Ah (external)	for nLLK 08 N 2/6 (2 x 18 W, 1.5 h and 3 h; 2 x 36 W, 1.5 h)	<b>2 3468 236 903</b>
Battery block 6 V, 7 Ah (external)	for nLLK 08 N 2/6 (2 x 36 W, 3 h)	<b>2 3468 236 904</b>

# 2.13

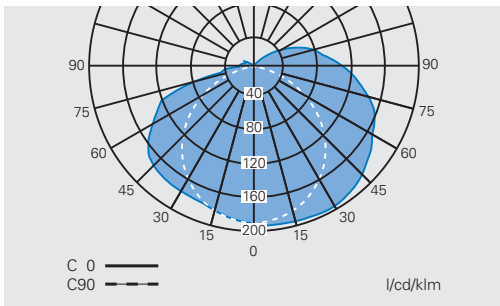
## Dimension drawing / Polar curve

nLLK 08 18/18 N / nLLK 0836/36 N

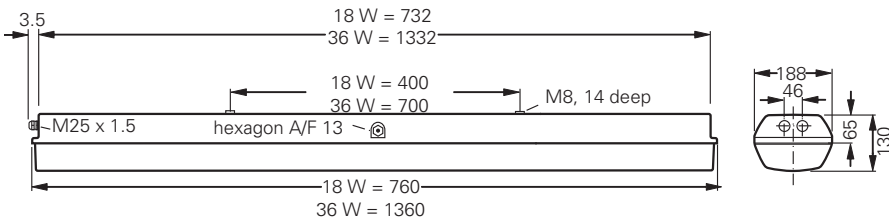
**Polar curve nLLK 08018/18 N / nLLK 08036/36 N**



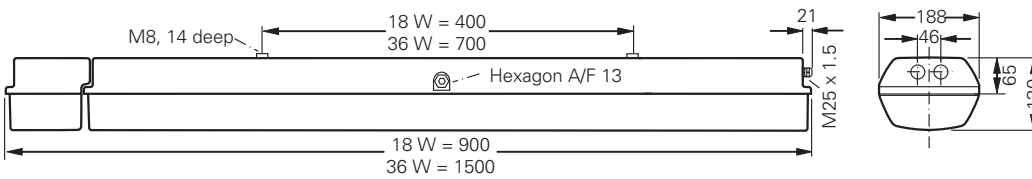
**Polar curve nLLK 08018/18 N / nLLK 08036/36 N in emergency operation**



**nLLK 08018/18 N / nLLK 08036/36 N – 1/6**



**nLLK 08036/36 N 2/6 + nLLK 08018/18 N 2/6**



Dimensions in mm



Technical data

	nLLK 0818/18 N	nLLK 0836/36 N
Type Examination Certificate	BVS 09 ATEX E 147	BVS 09 ATEX E 147
EC-Type Examination Certificate	BVS 09 ATEX E 162	BVS 09 ATEX E 162
Marking accd. to 94/9/EC	⊕ II 3 G Ex nA de IIC T4 Gc ⊕ II 2 D Ex tb IIIC T80 °C Db	⊕ II 3 G Ex nA de IIC T4 Gc ⊕ II 2 D Ex tb IIIC T80 °C Db
Marking accd. to IECEx	Ex nA de IIC T4 Gc Ex tb IIIC T80°C Db	Ex nA de IIC T4 Gc Ex tb IIIC T80°C Db
Permissible ambient temperature	-25 °C up to +45 °C (specified data: -5 °C up to +35 °C)	-25 °C up to +45 °C -25 °C up to +40 °C (2 x 36 W with through-wiring) (specified data -5 °C up to 35 °C)
IK-class according to EN 50102	IK 10 ± 20 J	IK 10 ± 20 J
Battery	6 V/4 Ah NC-accumulator	6 V/4 Ah or 6 V/7 Ah NC-accumulator
Rated voltage	220 V - 240 V AC	220 V - 240 V AC
Rated current	0.18 A	0.36 A
Frequency	50 - 60 Hz	50 - 60 Hz
Charging duration	≥ 24 h	≥ 24 h
Power factor cos φ	≥ 0.95	≥ 0.95
Circuit	EVG with emergency lighting supply	EVG with emergency lighting supply
Protection class	I	I
Lamp / Illuminant	2 x T26 / 18 W (T8)	2 x T26/ 36 W (T8)
Rated luminous flux	2700 lm <sup>1)</sup>	6700 lm <sup>1)</sup>
Lamp cap	G13 accd. to IEC 60061-1	G13 accd. to IEC 60061-1
Light efficiency in operation	78%	78%
Luminous flux in emergency operation (1.5 h, one lamp)	880 lm <sup>1)</sup> (65 %)	1200 lm <sup>1)</sup> (36 %)
Luminous flux in emergency operation (3 h, one lamp)	415 lm <sup>1)</sup> (30 %)	1040 lm <sup>1)</sup> (31 %)
Rated emergency lighting duration	1.5 h / 3 h	1.5 h / 3 h
Dimensions (L x W x H)	900 x 188 x 130 mm	1500 x 188 x 130 mm
Connecting terminals	L, L1, L2, L3, N, PE screw-type terminals max 6 mm <sup>2</sup> single wire	L, L1, L2, L3, N, PE screw-type terminals max 6 mm <sup>2</sup> single wire
Enclosure colour	RAL 7035 light grey	RAL 7035 light grey
Enclosure material	glass-fibre reinforced polyester	glass-fibre reinforced polyester
Weight	5.4 kg	9.3 kg
Cable glands / gland plates / enclosure drilling	Ex-e cable glands M25 x 1.5 (plastic) for cables from Ø 8 - 17 mm, option: M20 x 1.5 metal thread <sup>2)</sup>	Ex-e cable glands M25 x 1.5 (plastic) for cables from Ø 8 - 17 mm, option: M20 x 1.5 metal thread <sup>2)</sup>
Degree of protection accd. to EN 60529	IP66	IP66
Protective cover / protective bowl	Polycarbonate	Polycarbonate

<sup>1)</sup> depends on used lamps

<sup>2)</sup> with dustcover if entry/thread is not closed