

Technical data

Plugs and receptacles - industrial use acc. to IEC 60309-1/2 up to 690 V

Permissible ambient temperature	-20 °C to +40 °C / -45 °C to +45 °C (optional) ¹⁾
Rated voltage	690 V
Rated current	32 A
Frequency	50/60 Hz
External back-up fuse, max.	without therm. protection: 32 A
Protection class	I
Degree of protection accd. to EN 60529	IP66

Wall socket with interlock switch

Rated making / Rated breaking capacity AC-3 accd. EN 60947-3	
for wall socket with switch	U_n 500 V / I_n 20 A
Cable entry	1 x M40 Ø 17 - 28 mm, 1 x M40 thread plug plastic
Connecting terminals	2 x 4 - 10 mm ²
Enclosure material	glass-fibre reinforced polyester

Wall socket without switch

Cable entry	2 x PG 21 top, 2 x PG 21 bottom
Connecting terminals	1 x 4 - 10 mm ²
Enclosure material	Polyamide

Plug

Cable entry	Ø 17 - 28 mm
Connecting terminals	1 x 1 - 6 mm ²
Enclosure material	Polyamide

Coupler

Cable entry	Ø 17 - 28 mm
Connecting terminals	2 x 4 - 10 mm ²
Enclosure material	Polyamide

Flange socket/Inlet

Connecting terminals	2 x 4 - 10 mm ²
Enclosure material	Polyamide

¹⁾ extended temperature range on request

Industrial use: 32A 4-pole and 5-pole up to 415 V

1



Wall socket



Flange socket



Coupler




Plug

Ordering details

Voltage	h	Type	Weight approx.	Order No.
Type 32 A 4-pole				
200-250 V		Wall socket	1.0 kg	GHG 522 2409 R0001
		Wall socket with interlock switch	2.15 kg	GHG 522 4409 R0001
		Plug	0.6 kg	GHG 522 7409 R0001
		Coupler	1.5 kg	GHG 522 3409 R0001
		Flange socket	0.5 kg	GHG 522 8409 R0001
		Inlet	0.32 kg	GHG 522 9409 R0001
380-415 V		Wall socket	1.0 kg	GHG 522 2406 R0001
		Wall socket with interlock switch	2.15 kg	GHG 522 4406 R0001
		Plug	0.6 kg	GHG 522 7406 R0001
		Coupler	1.5 kg	GHG 522 3406 R0001
		Flange socket	0.5 kg	GHG 522 8406 R0001
		Inlet	0.32 kg	GHG 522 9406 R0001
480-500 V		Wall socket	1.0 kg	GHG 522 2407 R0001
		Wall socket with interlock switch	2.15 kg	GHG 522 4407 R0001
		Plug	0.6 kg	GHG 522 7407 R0001
		Coupler	1.5 kg	GHG 522 3407 R0001
		Flange socket	0.5 kg	GHG 522 8407 R0001
		Inlet	0.32 kg	GHG 522 9407 R0001
600-690 V		Wall socket	1.0 kg	GHG 522 2405 R0001
		Wall socket with interlock switch	2.15 kg	GHG 522 4405 R0001
		Plug	0.6 kg	GHG 522 7405 R0001
		Coupler	1.5 kg	GHG 522 3405 R0001
		Flange socket	0.5 kg	GHG 522 8405 R0001
		Inlet	0.32 kg	GHG 522 9405 R0001
Type 32 A 5-pole				
200-250 V		Wall socket	1.1 kg	GHG 522 2506 R0001
380-415 V		Wall socket with interlock switch	2.25 kg	GHG 522 4506 R0001
		Plug	0.65 kg	GHG 522 7506 R0001
		Coupler	1.6 kg	GHG 522 3506 R0001
		Flange socket	0.51 kg	GHG 522 8506 R0001
		Inlet	0.33 kg	GHG 522 9506 R0001

Other voltage ranges and versions available on request



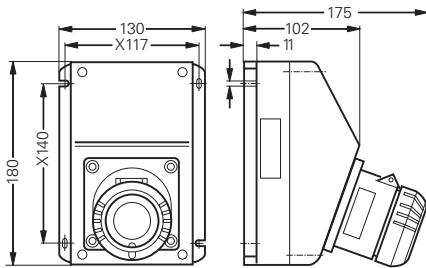
Plug

Coupler

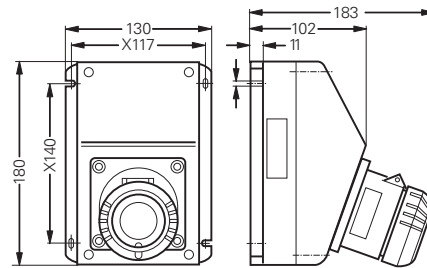
Flange socket

Wall socket

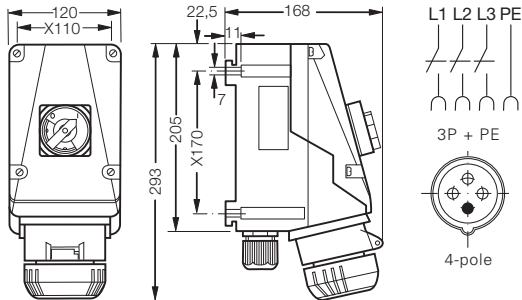
Dimension drawing



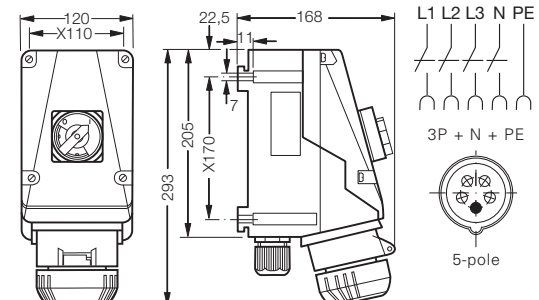
Wall socket 4-pole



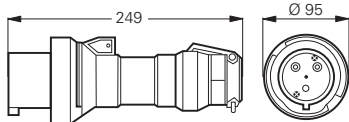
Wall socket 5-pole



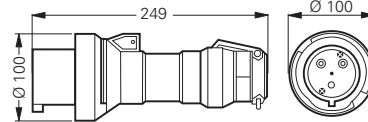
Wall socket with interlock switch 4-pole



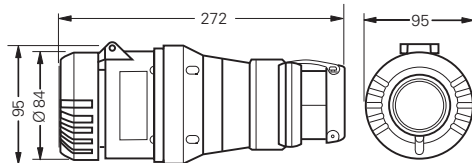
Wall socket with interlock switch 5-pole



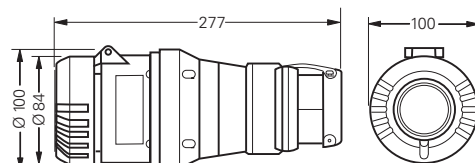
Plug 4-pole



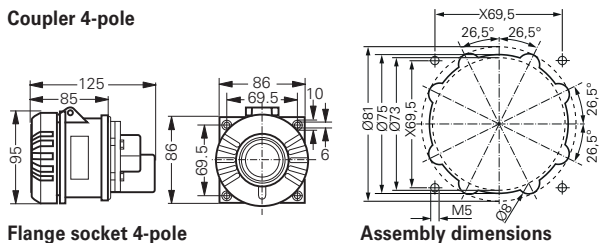
Plug 5-pole



Coupler 4-pole

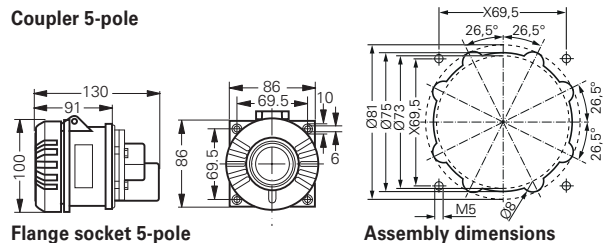


Coupler 5-pole



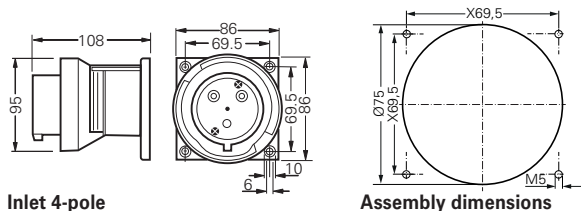
Flange socket 4-pole

Assembly dimensions



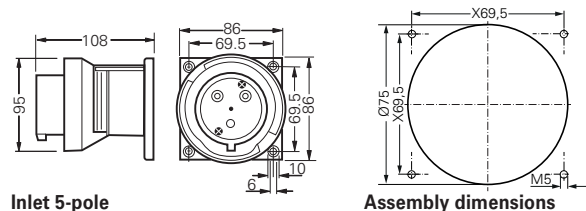
Flange socket 5-pole

Assembly dimensions



Inlet 4-pole

Assembly dimensions



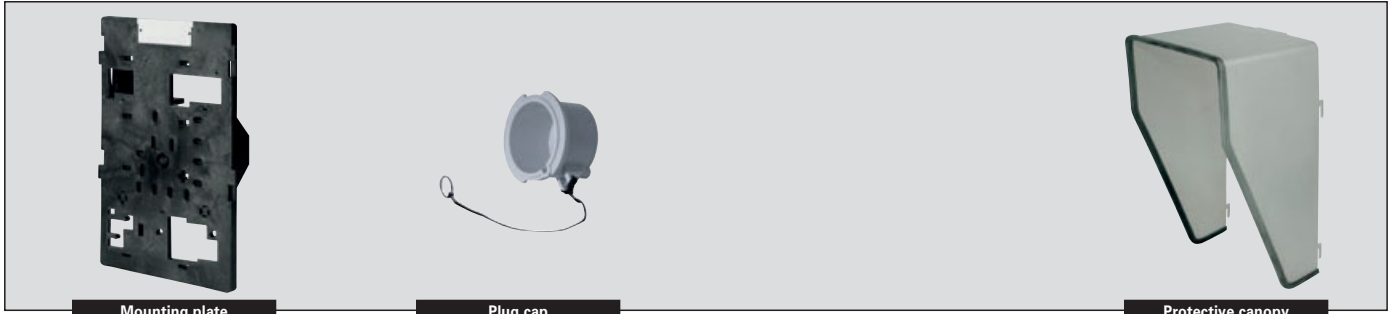
Inlet 5-pole

Assembly dimensions

X = fixing dimensions

Dimensions in mm

Industrial use: 32A 4-pole and 5-pole up to 415 V



Mounting plate

Plug cap

Protective canopy

Accessories

Mounting plates for wall sockets 32 A

Type	Application	Fixing method	Order No.
Size 5	for wall mounting	snap on	GHG 610 1953 R0128
Size 5	for trellis mounting	snap on	GHG 610 1953 R0128
Size 5	pipe clamp	snap on	GHG 610 1953 R0132

Plug cap for plugs 32 A

Type	Order No.
Plug 32 A 3-pole/4-pole	GHG 510 1901 R0004
Plug 32 A 5-pole	GHG 510 1901 R0005

Accessories for mounting plates

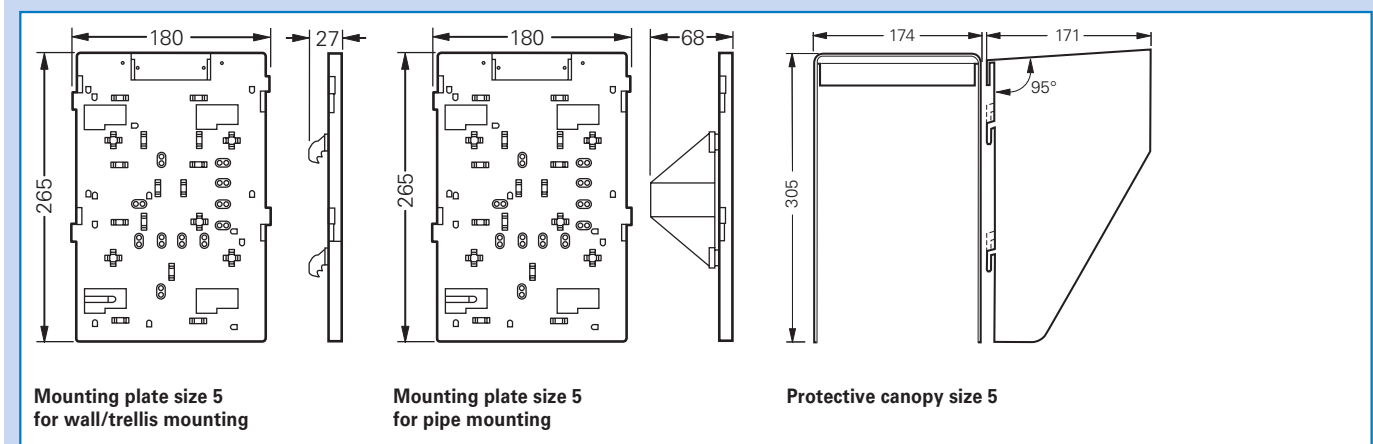
Type	OU	Order No.
Mounting set for pipes 1" (Ø 27 - 30 mm) for mounting plates with pipe fixing	10	GHG 610 1953 R0020

Please pay attention that only order units (OU) according to the ordering details can be delivered.

Protective canopy for mounting plate

Type	Application	Order No.
Size 5	for mounting plate size 5, snap on	GHG 610 1955 R0108

Dimension drawing



Mounting plate size 5 for wall/trellis mounting

Mounting plate size 5 for pipe mounting

Protective canopy size 5

Dimensions in mm