




3.3

Ordering details / Dimension drawing

Ex-Lite / Ex-Lite CG-S / Ex-Lite N / Ex-Lite Z / Ex-Lite ZE

Ordering details standard temperature

Type	Scope of delivery	Cable gland/Thread			Standard Pictogram ISO 7010 Order No.	optional pictogram accord. to	
		Plastic cable glands	Screw plug	Metal thread		DIN 4844 Order No.	EN 1838 Order No.
	including cover with pictogram (arrow 3h)	1 x M25	1 x M25		1 2191 011 021	1 2191 011 001	1 2191 011 011
	including cover with pictogram (arrow 9h)	1 x M25	1 x M25		1 2191 011 022	1 2191 011 002	1 2191 011 012
	including cover with pictogram (arrow 6h)	1 x M25	1 x M25		1 2191 011 023	1 2191 011 003	1 2191 011 013
	including cover, clear, without pictogram	1 x M25	1 x M25		1 2191 011 004		
	including cover with pictogram (arrow 3h)			2 x M20	1 2191 011 121	1 2191 011 101	1 2191 011 111
	including cover with pictogram (arrow 9h)			2 x M20	1 2191 011 122	1 2191 011 102	1 2191 011 112
	including cover with pictogram (arrow 6h)			2 x M20	1 2191 011 123	1 2191 011 103	1 2191 011 113
	including cover with pictogram (arrow 3h)	1 x M25	1 x M25		1 2191 021 021	1 2191 021 001	1 2191 021 011
	including cover with pictogram (arrow 9h)	1 x M25	1 x M25		1 2191 021 022	1 2191 021 002	1 2191 021 012
	including cover with pictogram (arrow 6h)	1 x M25	1 x M25		1 2191 021 023	1 2191 021 003	1 2191 021 013
	including cover, clear, without pictogram	1 x M25	1 x M25		1 2191 021 004		
	including cover with pictogram (arrow 3h)			2 x M20	1 2191 021 111	1 2191 021 101	1 2191 021 112
	including cover with pictogram (arrow 9h)			2 x M20	1 2191 021 121	1 2191 021 102	1 2191 021 113
	including cover with pictogram (arrow 6h)			2 x M20	1 2191 021 122	1 2191 021 103	1 2191 021 123
	including cover with pictogram (arrow 3h)	1 x M25	1 x M25		1 2191 031 021	1 2191 031 001	1 2191 031 011
	including cover with pictogram (arrow 9h)	1 x M25	1 x M25		1 2191 031 022	1 2191 031 002	1 2191 031 012
	including cover with pictogram (arrow 6h)	1 x M25	1 x M25		1 2191 031 023	1 2191 031 003	1 2191 031 013
	including cover, clear, without pictogram	1 x M25	1 x M25		1 2191 031 004		
	including cover with pictogram (arrow 3h)			2 x M20	1 2191 031 121	1 2191 031 101	1 2191 031 111
	including cover with pictogram (arrow 9h)			2 x M20	1 2191 031 122	1 2191 031 102	1 2191 031 112
	including cover with pictogram (arrow 6h)			2 x M20	1 2191 031 123	1 2191 031 103	1 2191 031 113
	including cover with pictogram (arrow 3h)			2 x M20	1 2191 031 104		
	including cover with red inscription „EXIT“, with CSA-certification			1 x M20	1 2191 001 005		
	including cover with red inscription „EXIT“, self-contained emergency version with CSA-certification			1 x M20	1 2191 130 005		

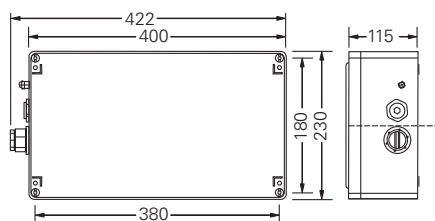
Type	Scope of delivery	Cable gland/Thread		Pictogram Order No.
		Screw plug	Metal thread	
	including cover with red inscription „EXIT“, with CSA-certification		1 x M20	1 x 3/4" ¹⁾ 1 2191 001 005
	including cover with red inscription „EXIT“, self-contained emergency version with CSA-certification		1 x M20	1 x 3/4" ¹⁾ 1 2191 130 005

¹⁾ 1 x 3/4" Myer Hub, 1 x M20 screw plug

Other silk-screen pictograms or inscriptions available on request

A wide selection of cable glands can be found at www.crouse-hinds.de/products or in the catalogue Part 2, Section 3

Ex-Lite / Ex-Lite CG-S / Ex-Lite N / Ex-Lite Z / Ex-Lite ZE






arrow 3h

arrow 9h

arrow 6h

Dimensions in mm

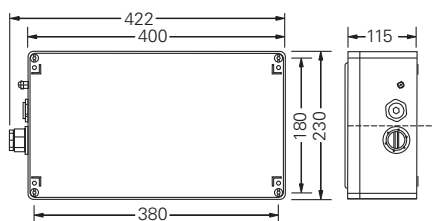
Ordering details deep temperature down to -40 °C

Type	Scope of delivery	Cable gland/Thread			Standard Pictogram ISO 7010 Order No.	optional Pictogram accord. to	
		Plastic cable glands	Screw plug	Metal thread		DIN 4844 Order No.	EN 1838 Order No.
	including cover with pictogram (arrow 3h)	1 x M25	1 x M25		1 2191 013 021	1 2191 013 001	1 2191 013 011
	including cover with pictogram (arrow 9h)	1 x M25	1 x M25		1 2191 013 022	1 2191 013 002	1 2191 013 012
	including cover with pictogram (arrow 6h)	1 x M25	1 x M25		1 2191 013 023	1 2191 013 003	1 2191 013 013
	including cover, clear, without pictogram	1 x M25	1 x M25		1 2191 013 004		
	including cover with pictogram (arrow 3h)			2 x M20	1 2191 013 121	1 2191 013 101	1 2191 013 111
	including cover with pictogram (arrow 9h)			2 x M20	1 2191 013 122	1 2191 013 102	1 2191 013 112
	including cover with pictogram (arrow 6h)			2 x M20	1 2191 013 123	1 2191 013 103	1 2191 013 113
	including cover with pictogram (arrow 3h)	1 x M25	1 x M25		1 2191 021 121	1 2191 021 001	1 2191 021 111
	including cover with pictogram (arrow 9h)	1 x M25	1 x M25		1 2191 021 122	1 2191 021 002	1 2191 021 112
	including cover with pictogram (arrow 6h)	1 x M25	1 x M25		1 2191 021 123	1 2191 021 003	1 2191 021 113
	including cover, clear, without pictogram	1 x M25	1 x M25		1 2191 021 004		
	including cover with pictogram (arrow 3h)			2 x M20	1 2191 021 111	1 2191 021 101	1 2191 021 111
	including cover with pictogram (arrow 9h)			2 x M20	1 2191 021 121	1 2191 021 102	1 2191 021 112
	including cover with pictogram (arrow 6h)			2 x M20	1 2191 021 122	1 2191 021 103	1 2191 021 113
	including cover with pictogram (arrow 3h)	1 x M25	1 x M25		1 2191 033 021	1 2191 033 001	1 2191 033 011
	including cover with pictogram (arrow 9h)	1 x M25	1 x M25		1 2191 033 022	1 2191 033 002	1 2191 033 012
	including cover with pictogram (arrow 6h)	1 x M25	1 x M25		1 2191 033 023	1 2191 033 003	1 2191 033 013
	including cover, clear, without pictogram	1 x M25	1 x M25		1 2191 033 004		
	including cover with pictogram (arrow 3h)			2 x M20	1 2191 033 121	1 2191 033 101	1 2191 033 111
	including cover with pictogram (arrow 9h)			2 x M20	1 2191 033 122	1 2191 033 102	1 2191 033 112
	including cover with pictogram (arrow 6h)			2 x M20	1 2191 033 123	1 2191 033 103	1 2191 033 113
	including cover, clear, without pictogram			2 x M20	1 2191 033 104		

Other silk-screen pictograms or inscriptions available on request

A wide selection of cable glands can be found at www.crouse-hinds.de/products or in the catalogue Part 2, Section 3

Ex-Lite LT / Ex-Lite CG-S / Ex-Lite NLT



arrow 3h



arrow 9h



arrow 6h

Dimensions in mm

3.3

Technical data

Ex-Lite / Ex-Lite LT / Ex-Lite N / Ex-Lite NLT / Ex-Lite CG-S



Technical data

	Ex-Lite / Ex-Lite LT / Ex-Lite 24 V	Ex-Lite CG-S	Ex-Lite N / Ex-Lite NLT
EC-Type Examination Certificate	PTB 02 ATEX 2111	PTB 02 ATEX 2111	PTB 02 ATEX 2111
Marking accd. to 94/9/EC	⊕ II 2 G Ex e ib mb IIC T6/T5 Gb ⊕ II 2 D Ex tb IIIC T80°C Db	⊕ II 2 G Ex e ib mb IIC T6/T5 Gb ⊕ II 2 D Ex tb IIIC T80°C Db	⊕ II 2 G Ex e ib mb IIC T5/T4 Gb ⊕ II 2 D Ex tb IIIC T80°C Db
IECEX Certificate of Conformity	IECEX BVS 13.0016	IECEX BVS 13.0016	IECEX BVS 13.0016
Marking accd. to IECEX	Ex e ib mb IIC T6/T5 Gb Ex tb IIIC T80°C Db	Ex e ib mb IIC T5/T4 Gb Ex tb IIIC T80°C Db	Ex e ib mb IIC T6/T5 Gb Ex tb IIIC T80°C Db
Permissible ambient temperature specified data	-20 °C up to +50 °C (T5) Ex-Lite/Ex-Lite 24 V -20 °C up to +40 °C (T6) Ex-Lite/Ex-Lite 24 V -40 °C up to +50 °C Ex-Lite LT	-40 °C up to +50 °C (T5) -40 °C up to +40 °C (T6)	-20 °C up to +50 °C (T4) Ex-Lite N -20 °C up to +40 °C (T5) Ex-Lite N -40 °C up to +40 °C Ex-Lite NLT +5 °C up to +35 °C / -40 °C up to +35 °C
Battery			NC-Accu 12 V/600 mAh
Rated power consumption	approx. 6 VA	approx. 6 VA	approx. 8 VA
Rated voltage	AC: 110 V - 277 V / 110 V - 254 V 50/60 Hz DC: 110 V - 250 V DC: 12 V - 24 V ±20 % (Ex-Lite 24 V)	AC: 220 V - 254 V, 50/60 Hz DC: 195 V - 250 V	AC: 110 V - 277 V / 110 - 240 V, 50/60 Hz DC: 110 V - 250 V
Rated current	DC: 220 V = 20 mA, 110 V = 40 mA	DC: 220 V = 20 mA, 110 V = 40 mA	
Charging duration (capacity > 90 %)			24 h
Power factor cos φ	≥ 0.95	≥ 0.95	≥ 0.95
Protection class	I	I	I
Viewing distance	up to 28 m	up to 28 m	up to 28 m
Lamp / Illuminant	high output LEDs, white	high output LEDs, white	high output LEDs, white
Rated emergency lighting duration			3 h
Dimensions (L x W x H)	400 x 230 x 115	400 x 230 x 115	400 x 230 x 115
Connecting terminals	4 x cage clamp loop-terminal max. 2.5 mm ²	4 x cage clamp loop-terminal max. 2.5 mm ²	4 x cage clamp loop-terminal max. 2.5 mm ²
Enclosure colour	grey, RAL 7035	grey, RAL 7035	grey, RAL 7035
Enclosure material	light alloy	light alloy	light alloy
Weight	6.2 kg	6.4 kg	6.7 kg
Cable glands / gland plates / enclosure drilling	1 x Ex e-cable gland M25 x 1.5 (plastic), 1 x Ex e-screw plug M25 x 1.5 or 2 x M20 x1.5 metal thread, 1 x screw plug M20	1 x Ex e-cable gland M25 x 1.5 (plastic), 1 x Ex e-screw plug M25 x 1.5 or 2 x M20 x1.5 metal thread, 1 x screw plug M20	1 x Ex e-cable gland M25 x 1.5 (plastic), 1 x Ex e-screw plug M25 x 1.5 or 2 x M20 x1.5 metal thread, 1 x screw plug M20
Type of mounting	wall mounting	wall mounting	wall mounting
Degree of protection accd. to EN 60529	IP66	IP66	IP66
Protective cover / protective bowl	mineral glass	mineral glass	mineral glass



Technical data

	Ex-Lite Z	EX-Lite ZE
Marking accd. to NEC 505/CEC 018	Class I, Zone 1, AEx em ib IIC T4/T5/T6 Ex em ib IIC T4/T5/T6	Class I, Zone 1 AEx em ib IIC T4/T5/T6 Class I, Zone 1 Ex em ib IIC T4/T5/T6
Marking accd. to NEC 500	Class I, Division 2, Groups A, B, C and D Class II, Division 2, Groups E, F and G	Class I, Division 2, Groups A, B, C and D Class II, Division 2, Groups E, F and G
UL/CSA Listing	1944328	1944328
Permissible ambient temperature specified data	-20 °C up to +40°C (T6) / -20 °C up to +50°C (T5)	-20 °C up to +40°C (T5) -20 °C up to +50°C (T4) -5 °C up to +35 °C
Battery		12 V/600 mAh NC-Accu
Rated power consumption	approx. 6 VA	approx. 8 VA
Rated voltage	110 V - 277 V AC / 110 V - 250 V DC	110 V - 277 V AC / 110 V - 250 V DC
Rated current AC/DC	220 V = 20 mA, 110 V = 40 mA	220 V = 27 mA, 110 V = 54 mA
Frequency	DC and 50 - 60 Hz (AC)	DC and 50 - 60 Hz (AC)
Charging duration (capacity > 90 %)		24 h
Power factor cos φ	≥ 0.95	≥ 0.95
Circuit	electronic power supply	electronic power supply
Protection class	I	I
Viewing distance	28 m	
Lamp / Illuminant	high output LEDs, red	high output LEDs, red
Rated emergency lighting duration		approx. 3 h (specified data +5 °C up to +35 °C)
Dimensions (L x W x H)	400 x 230 x 115 mm	400 x 230 x 115 mm
Connecting terminals	3 x loop terminal 2.5 mm ²	3 x loop terminal 2.5 mm ²
Enclosure colour	grey, RAL 7035	grey, RAL 7035
Enclosure material	light alloy	light alloy
Weight	6.2 kg	6.7 kg
Cable glands / gland plates / enclosure drilling	1 x adapter M25/ Meyer Hub 3/4", 1 x screw plug M20	1 x adapter M25/ Meyer Hub 3/4", 1 x screw plug M20
Type of mounting	wall mounting	wall mounting
Degree of protection accd. to EN 60529	IP66	IP66
Protective cover / protective bowl	mineral glass	mineral glass

