



Enhancing
Safety +
Productivity



EVZ series HID pendant light

COOPER Crouse-Hinds



EVZ series HID pendant light

Product description



COOPER Crouse-Hinds EVZ series HID pendant luminaire is Ex de designed with rugged fixture and impact duration tempered glass globe. It has 2 versions with full range of HID wattage application: Small body version for 70W, 100W, 150W HID lamp & large body version for 150W, 250W, 400W, 600W HID lamp.

The product can offer users high efficiency, safe, reliable and convenient application ex-proof lighting in hash and hazard area.

Product key feature

- A large side mounted Ex e terminal chamber for Ex e cable entries with easy wiring and looping option
- Different mounting module for multiple mounting pattern: Wall mounting, ceiling mounting and pole mounting
- Extra external high efficiency reflector is available for special task lighting
- Rugged Ex de design for Zone 1 & Zone 21 application, IECEx & ATEX compliant
- IP66 waterproof
- Application for High ambient temp. +55°C and low ambient temp. - 40°C
- Rugged copper free aluminum body and tempered glass globe with best impact duration and corrosion free feature
- Full range of HID lamp wattage application: 70W, 100W, 150W, 250W, 400W, 600W

Application

Zone1 & Zone2: Oil refineries, Shipboard & platforms, Chemical, petrochemical & LNG plants, Waste or sewage treatment, Outdoor & indoor industrial locations;

Zone21 & Zone22: Grain mills, sugar processing, Wood processing, Food processing, Other combustible dust plants;

Technical data

| | |
|---------------------------------|--|
| Marking to 94/9/EC | Ex II 2 G Ex d e IIC T...Gb Ex II 2 D Ex tD A21 IP66 T... |
| Ec-type examination certificate | TUV 11 ATEX 7092 X |
| IECEX certificate conformity | IECEX CQM 11.0002 |
| Marking acc. To IECEX | Ex d e IIC T...Gb Ex tD A21 IP66 T...°C Tamb: -40°C ~ +55°C |
| Permissible ambient temp. | -20°C ~ +55°C -40°C ~ +55°C |
| Input voltage & frequency | 220V AC 50/60HZ, 230V AC 50/60HZ, 240V AC 50HZ |
| Connecting terminal | 3 core 6mm ² max. conductor/cable |
| Insulation class | I |
| Lamp | HPS: 70W, 100W, 150W, 250W, 400W, 600W MHS: 70W, 100W, 150W, 250W MHM: 400W |
| Lamp holder | HPS 70W & MHS 70W, 100W, 150W: E27 HPS 100W - 600W & MH 250W - 400W: E40 |
| IP rating | IP66 |
| Cable entry | 2 x M20 x1.5 / 2 x M25 x1.5 1 entry is fixed with a Ex e plug |
| Dimension | Small body: Ø215 x 480mm Large body: Ø300 x 599mm |
| Weight | Small body: 10 - 12Kg Large body: 16 - 20Kg (refer to different wattage) |
| Material | Body - COOPER free aluminum Globe - Tempered glass External fasten screw - SS316 Mounting bracket - steel with painted power coat Finish - Painted polyester power coat grey |

Ordering information

Small body

| EVZ Series No. | I Entry type | S Lamp type | 1M Entry size | 07 Wattage | 3 Voltage | 0 Guard | LT Ambient temperature | TI Ignitor |
|----------------|------------------|-------------|---------------|------------|-------------|-----------------|------------------------|----------------------|
| EVZ | I=Indirect Entry | S=HPS | 1M=M20 | 07=70W | 3=220V 50Hz | 0=without guard | Default=-20°C~+55°C | Default=regular type |
| | | M=MH | 2M=M25 | 10=100W | 4=220V 60Hz | 4=SS 304 guard | LT=-40°C~+55°C | TI=Timed ignitor |
| | | | | 15=150W | 5=230V 50Hz | 6=SS 316 guard | | |
| | | | | | 6=240V 50Hz | | | |
| | | | | | 7=230V 60Hz | | | |

Large body

| EVZ Series No. | I Entry type | S Lamp type | 1M Entry size | 15 Wattage | 3 Voltage | 0 Guard | LT Ambient temperature | L Ignitor | TI Ignitor |
|----------------|------------------|-------------|---------------|-------------------|-------------|-----------------|------------------------|-------------------------|----------------------|
| EVZ | I=Indirect Entry | S=HPS | 1M=M20 | 15=150W | 3=220V 50Hz | 0=without guard | Default=-20°C~+55°C | L=Large body(only 150W) | Default=regular type |
| | | M=MH | 2M=M25 | 25=250W | 4=220V 60Hz | 4=SS 304 guard | LT=-40°C~+55°C | | TI=Timed ignitor |
| | | | | 40=400W | 5=230V 50Hz | 6=SS 316 guard | | | |
| | | | | 60=600W(only HPS) | 6=240V 50Hz | | | | |
| | | | | | 7=230V 60Hz | | | | |

Temperature class feature

Small body

| Fixture Catalog No. | Power (W) | Lamp | Without reflector | | | | | | With reflector | | | | | |
|---------------------|-----------|------|-------------------|------|------|-----------|------|------|----------------|------|------|-----------|------|------|
| | | | Gas | | | Dust (°C) | | | Gas | | | Dust (°C) | | |
| | | | 40°C | 50°C | 55°C | 40°C | 50°C | 55°C | 40°C | 50°C | 55°C | 40°C | 50°C | 55°C |
| EVZIS*07*** | 70 | HPS | T5 | T5 | T4 | 83 | 93 | 98 | T4 | T4 | T4 | 100 | 110 | 115 |
| EVZIM*07*** | | MH | T5 | T5 | T4 | 83 | 93 | 98 | T5 | T4 | T4 | 93 | 103 | 108 |
| EVZIS*10*** | 100 | HPS | T5 | T4 | T4 | 94 | 104 | 109 | T4 | T4 | T4 | 110 | 120 | 125 |
| EVZIM*10*** | | MH | T4 | T4 | T4 | 97 | 107 | 112 | T4 | T4 | T4 | 112 | 122 | 127 |
| EVZIS*15*** | 150 | HPS | T4 | T4 | T4 | 113 | 123 | 128 | T3 | T3 | T3 | 136 | 146 | 151 |
| EVZIM*15*** | | MH | T4 | T4 | T4 | 111 | 121 | 126 | T3 | T3 | T3 | 133 | 143 | 148 |

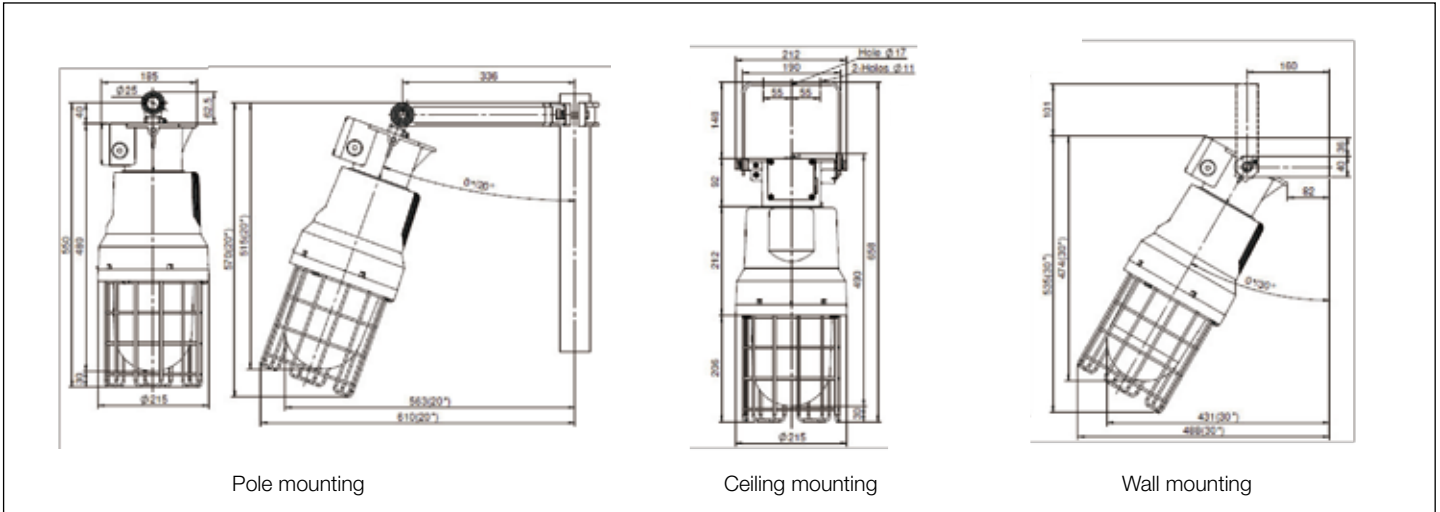
Large body

| Fixture Catalog No. | Wattage | Lamp | Gas | | | Dust (°C) | | |
|---------------------|---------|------|------|------|------|-----------|------|------|
| | | | 40°C | 50°C | 55°C | 40°C | 50°C | 55°C |
| EVZIS*15***L* | 150 | HPS | T4 | T4 | T4 | 98 | 108 | 113 |
| EVZIM*15***L* | | MH | T4 | T4 | T4 | 100 | 110 | 115 |
| EVZIS*25*** | 250 | HPS | T3 | T3 | T3 | 134 | 144 | 149 |
| EVZIM*25*** | | MH | T3 | T3 | T3 | 132 | 142 | 147 |
| EVZIS*40*** | 400 | HPS | T3 | T3 | T3 | 146 | 156 | 161 |
| EVZIM*40*** | | MH | T3 | T3 | T3 | 167 | 177 | 182 |
| EVZIS*60*** | 600 | HPS | T3 | T3 | T3 | 167 | 177 | 182 |

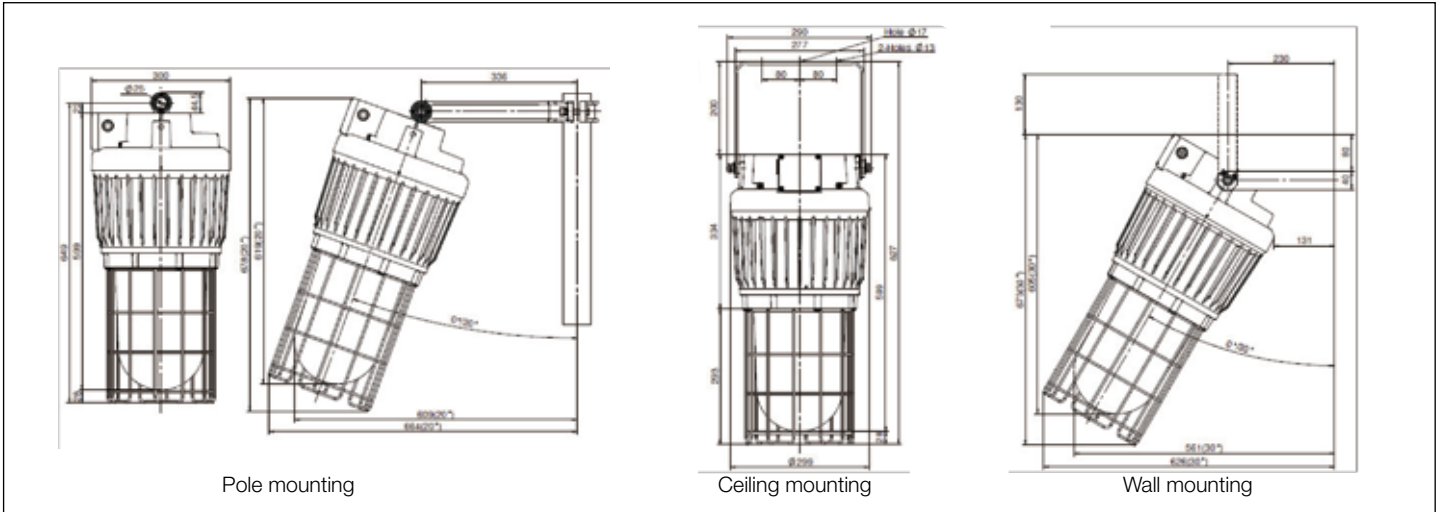
EVZ series HID pendant light

Dimension and Mounting pattern

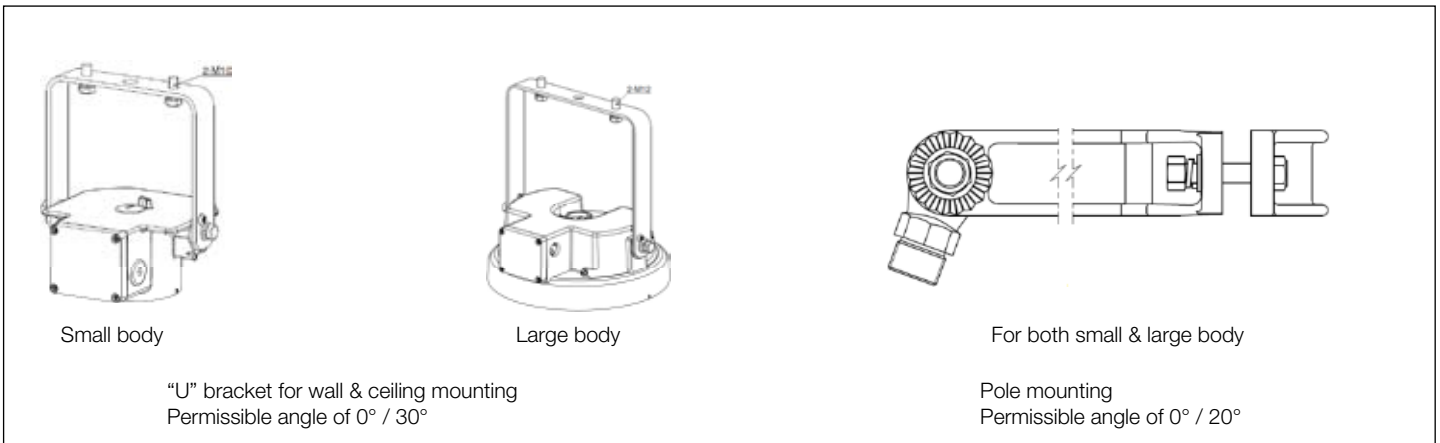
Small body



Large mounting



Mounting module

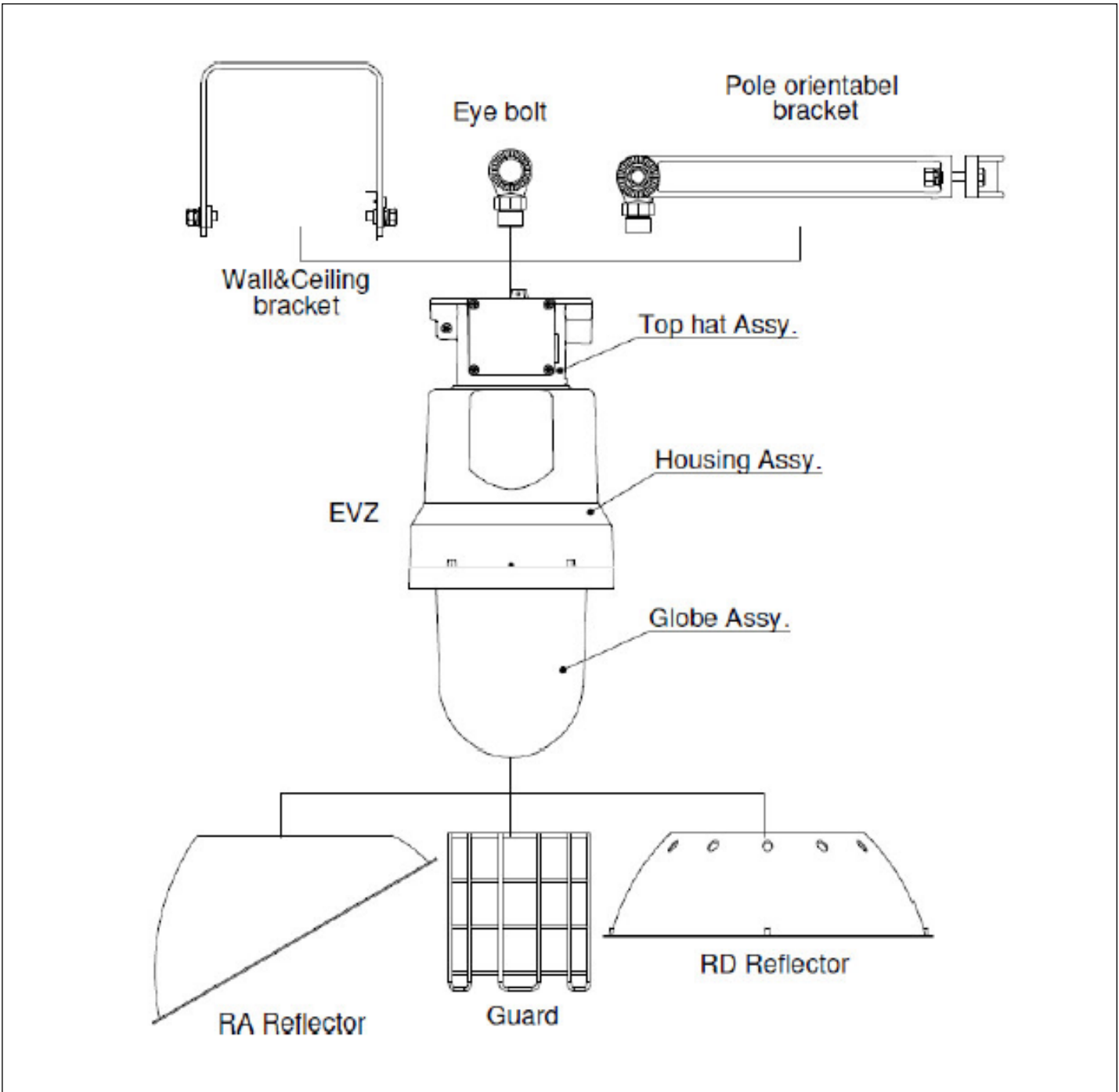


Accessory

| Item | Product code |
|--|--|
| "U" bracket for ceiling and wall mounting | CCL1076001 – Small body CCL1076002 – Large body |
| Bracket for pole mounting | CCL1076003 |
| RA reflector (RA725) – just for small body | 750283 |
| RD reflector (RD725) – just for small body | 750286 |

Product family tree

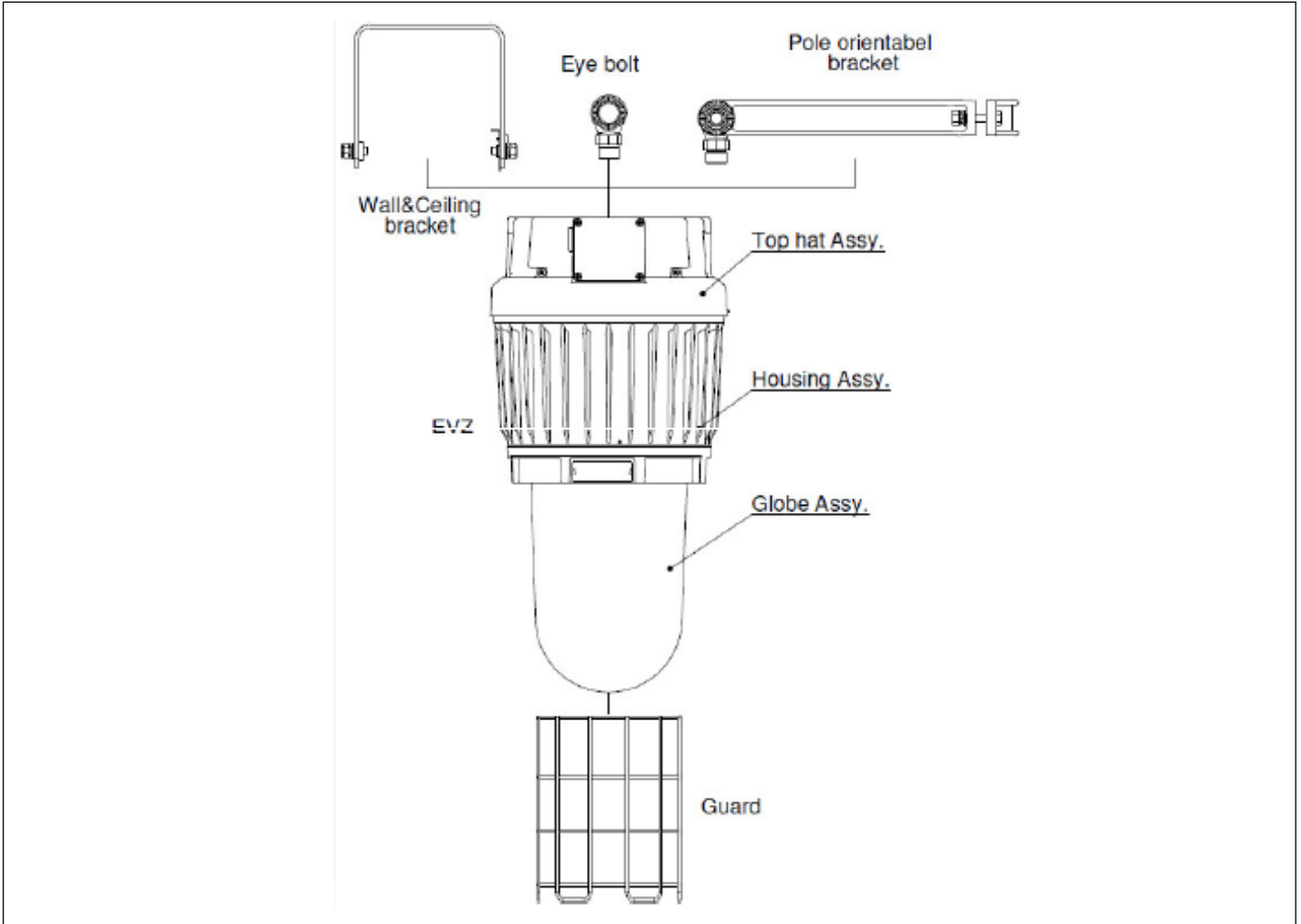
Small body



EVZ series HID pendant light

Product family tree

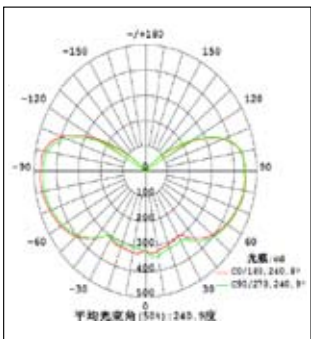
Large body



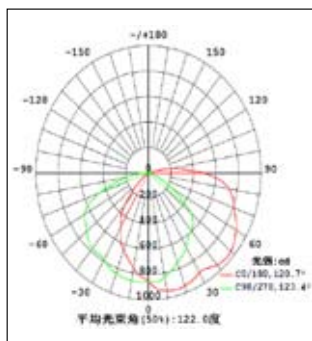
Polar curve

Small body

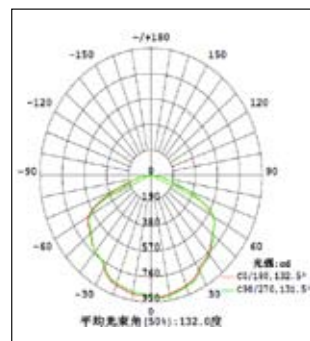
70W HPSE without guard & reflector



70W HPSE with RA reflector



70W HPSE with RD reflector



Large body

400W HPSE without guard & reflector

